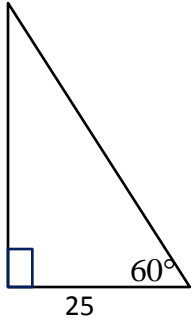


Working With Special Right Triangles 2

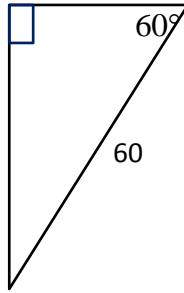
For each diagram find the missing sides, the perimeter and the area of each:

1.



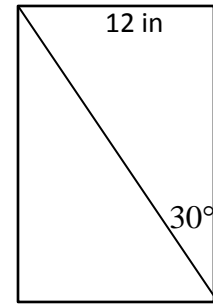
Area:
Perimeter:

2.



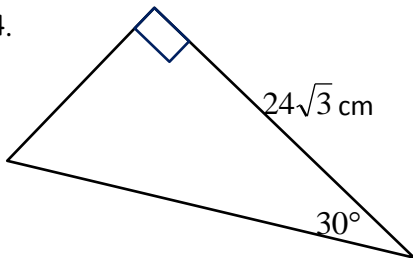
Area:
Perimeter:

3. The figure is a rectangle:



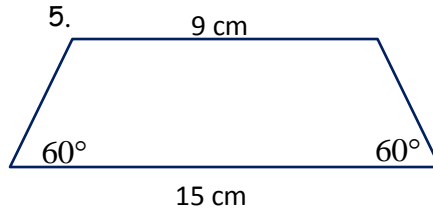
Area:
Perimeter:

4.



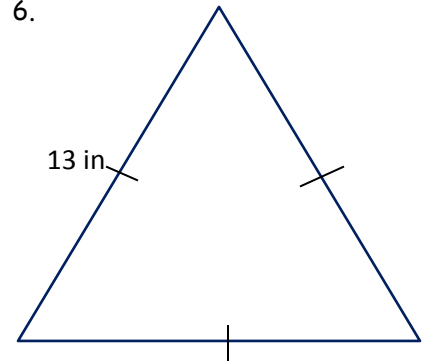
Area:
Perimeter:

5.



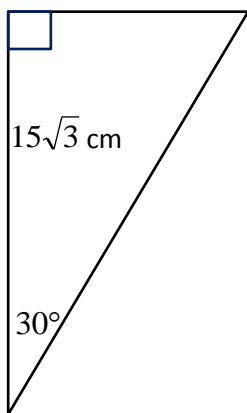
Area:
Perimeter:

6.



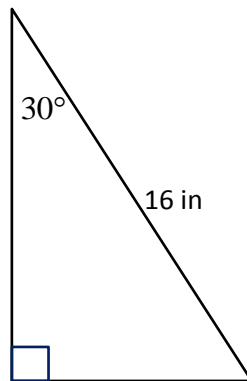
Area:
Perimeter:

7.



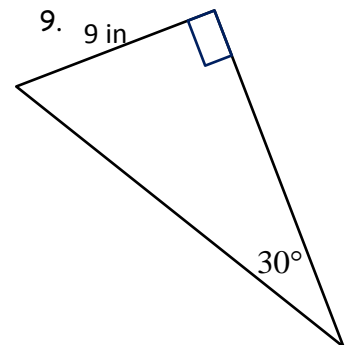
Area:
Perimeter:

8.



Area:
Perimeter:

9.



Area:
Perimeter: